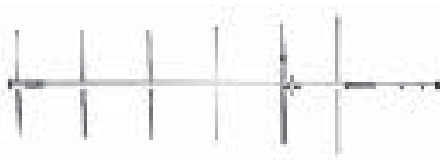


Aluminum Yagi Antennas


The MYA UHF yagis are unsurpassed in their price to performance ratio. All models feature rugged 6061-T6 seamless aluminum construction, stainless steel hardware, and through boom mounting of all elements for years of reliable service. Elements are DC grounded to the boom. Select models are available in black finish. These antennas are UPS shippable.

Features


- Stainless steel hardware
- Available field tunable (add suffix "K") or factory tuned
- Field tunable (FT) version has telescoping elements with stainless steel lock clamps for easy adjustment
- Stacking harness available for phasing two or more antennas Black finish available on select models
- 3 element yagi boom available with 7/8" double wall (add suffix "HD")
- 6 element yagi boom is a 2 piece assembly
- Heavy-duty, double-walled aluminum boom
- Black finish available on select models



MYA1506



MYA1503



MYK1



MYK2



MYK9







Technical Data

Maximum Power: 300 watts (UHF series) 250 watts (VHF series) 500 watts (MYA1403 only) 1000 watts (lowband series)
Nominal Impedance: 50 ohms
Radiator Material: 3/8" solid 6061-T6 aluminum
Lightning Protection: DC grounded
Wind Survival: 100 mph, 125 mph (MYA43012 only)
Termination: SO239 standard, N female is optional

For detailed specifications, visit <http://antenna.pctel.com>.

Antenna Electrical Specifications

Model	Frequency Range	Factory Tuned Frequency	Gain	Bandwidth @ 1.5:1 VSWR	Horizontal Beamwidth @ 1/2 Power	Vertical Beamwidth @ 1/2 Power	Front-to-Back Ratio
MYA723K	66-88 MHz	Specify frequency when ordering or add suffix "K" for field or factory tuned option. Add suffix "FT" for telescopic elements option	7.1 dB	.7/1.7 MHz	72°	57°	15 dB
MYA1403K	130-150 MHz		7.1 dB	0.7 MHz	72°	57°	17 dB
MYA1403N*	132-150 MHz		7.1 dB	0.7 MHz	72°	57°	17 dB
MYA1503K(N)	150-174 MHz		7.1 dB	0.7 MHz	72°	57°	17 dB
MYA1505K(N)	150-174 MHz		9.2 dB	1.3 MHz	56°	48°	20 dB
MYA1506N*	150-174 MHz		10.2 dB	1.5 MHz	42°	40°	20 dB
MYA1506K	150-174 MHz	10.2 dB	1.5 MHz	42°	40°	20 dB	
MYA4063	406-420 MHz	413 MHz	7.1 dB	15 MHz	72°	57°	17 dB
MYA4065N	406-420 MHz	413 MHz	9.2 dB	15 MHz	56°	48°	20 dB
MYA4205N	420-440 MHz	430 MHz	9.2 dB	20 MHz	56°	48°	20 dB
MYA4303	430-450 MHz	440 MHz	7.1 dB	20 MHz	72°	57°	17 dB
MYA45012(N)	450-470 MHz	460 MHz	12.2 dB	20 MHz	36°	34°	25 dB
 MYA4503(N)	450-470 MHz	460 MHz	7.1 dB	20 MHz	72°	57°	17 dB
MYA4505(N)	450-470 MHz	460 MHz	9.2 dB	20 MHz	56°	48°	20 dB
 MYA4506(N)	450-470 MHz	460 MHz	10.2 dB	20 MHz	42°	40°	20 dB
MYA4706	470-490 MHz	480 MHz	10.2 dB	20 MHz	42°	40°	20 dB
MYA7106	710-746 MHz	728 MHz	9 dB	36 MHz	55°	45°	15 dB
MYA80612	806-866 MHz	813 MHz	11 dB	60 MHz	36°	34°	20 dB
MYA8063	806-866 MHz	813 MHz	6 dB	60 MHz	72°	57°	15 dB
MYA8066	806-866 MHz	813 MHz	9 dB	60 MHz	42°	40°	16 dB
MYA82512	824-896 MHz	835 MHz	11 dB	73 MHz	36°	34°	20 dB
MYA8253	824-896 MHz	835 MHz	6 dB	73 MHz	72°	57°	15 dB
MYA8256	824-896 MHz	835 MHz	9 dB	73 MHz	42°	40°	16 dB
MYA91512	896-940 MHz	915 MHz	11 dB	45 MHz	40°	42°	20 dB
MYA9153	896-970 MHz	915 MHz	6 dB	75 MHz	72°	57°	15 dB
MYA9156	896-940 MHz	915 MHz	9 dB	45 MHz	48°	56°	20 dB
MYA93012	896-970 MHz	930 MHz	11 dB	75 MHz	40°	42°	20 dB
 MYA9303	896-970 MHz	930 MHz	6 dB	50 MHz	72°	57°	15 dB
 MYA9306	896-970 MHz	930 MHz	9 dB	75 MHz	48°	56°	20 dB
MYA9309	896-970 MHz	930 MHz	10 dB	75 MHz	52°	43°	20 dB





 The Quik Ship icon indicates that the product is available for immediate delivery from select distributors.

* Must specify frequency when ordering; add \$3.00 for "N" connector. Suffix "N" indicates "N" connector. Prefix "B" indicates black. Add suffix "K" for field or factory tuned option. Add suffix "FT" for telescopic elements option.

NON CELLULAR DIRECTIONAL BASE STATION ANTENNAS

Yagi Base Station Antennas

Mechanical Specifications

Model	Weight (Mass)	Elements	Bending Moment at Rated Wind	Lateral Thrust @ Rated Wind	Equivalent Flat Plate Area	Boom Length	Boom Diameter
MYA723K	7 lbs	3	155 ft-lbs	48.9 lbs	1.26 sq ft	92"	1-1/2" (double walled)
MYA1403K	3 lbs	3	25.3 ft-lbs	14.5 lbs	.36 sq ft	42"	7/8"
MYA1403N*	3 lbs	3	25.3 ft-lbs	14.5 lbs	.36 sq ft	42"	7/8"
MYA1503K(N)	3 lbs	3	25.3 ft-lbs	14.5 lbs	.36 sq ft	42"	7/8"
MYA1505K(N)	4 lbs	5	82.7 ft-lbs	27.6 lbs	.71 sq ft	72"	1-1/4"
MYA1506N*	5 lbs	6	160.6 ft-lbs	37.1 lbs	.96 sq ft	104"	1-1/4"
MYA1506KN	5 lbs	6	160.6 ft-lbs	37.1 lbs	.96 sq ft	104"	1-1/4"
MYA4063	1.5 lbs	3	5.9 ft-lbs	6.1 lbs	.15 ft ²	23"	7/8"
MYA4065N	2.0 lbs	5	12.6 ft-lbs	9.3 lbs	.23 ft ²	35.5"	7/8"
MYA4205(N)	2.0 lbs	5	12.6 ft-lbs	9.3 lbs	.23 ft ²	35.5"	7/8"
MYA4303	1.5 lbs	3	5.9 ft-lbs	6.1 lbs	.15 ft ²	23"	7/8"
MYA45012(N)	5.0 lbs	12	74.6 ft-lbs	24.9 lbs	.62 ft ²	72"	1-1/4"
 MYA4503(N)	1.5 lbs	3	5.9 ft-lbs	6.1 lbs	.15 ft ²	23"	7/8"
MYA4505(N)	2.0 lbs	5	12.6 ft-lbs	9.3 lbs	.23 ft ²	35.5"	7/8"
 MYA4506(N)	2.5 lbs	6	21.4 ft-lbs	12.2 lbs	.29 ft ²	42"	7/8"
MYA4706	2.5 lnb	6	21.4 ft-lbs	12.2 lbs	.29 ft ²	42"	7/8"
MYA7106	2 lbs	6	12.5 ft-lbs	10.7 lbs	.17 sq ft	28"	7/8"
MYA80612	2.5 lbs	12	17.8 ft-lbs	20.8 lbf	.27 ft ²	48"	7/8"
MYA8063	1.5 lbs	3	4.6 ft-lbs	6.5 lbs	.10 sq ft	17"	7/8"
MYA8066	2 lbs	6	12.5 ft-lbs	10.7 lbs	.17 sq ft	28"	7/8"
MYA82512	2.5 lbs	12	17.8 ft-lbs	.29 sq ft	.29 sq ft	48"	7/8"
MYA8253	1.5 lbs	3	4.6 ft-lbs	6.5 lbs	.10 sq ft	17"	7/8"
MYA8256	2 lbs	6	12.5 ft-lbs	10.7 lbs	.17 sq ft	28"	7/8"
MYA91512	2.5 lbs	12	23.3 ft-lbs	16.6 lbs	.27 sq ft	48"	7/8"
MYA9153	1.5 lbs	3	4.2 ft-lbs	5.9 lbs	.09 sq ft	17"	7/8"
MYA9156	1.5 lbs	6	10.6 ft-lbs	9.1 lbs	.16 sq ft	23"	7/8"
MYA93012	2.5 lbs	12	23.3 ft-lbs	16.6 lbs	.27 sq ft	48"	7/8"
 MYA9303	1.5 lbs	3	4.2 ft-lbs	5.9 lbs	.09 sq ft	17"	7/8"
 MYA9306	1.5 lbs	6	10.6 ft-lbs	9.1 lbs	.16 sq ft	23"	7/8"
MYA9309	1.5 lbs	9	12.7 ft-lb	10.3 lbs	.18 sq ft	23"	7/8"



The Quick Ship icon indicates that the product is available for immediate delivery from select distributors.

* Must specify frequency when ordering; add \$3.00 for "N" connector. Suffix "N" indicates "N" connector. Prefix "B" indicates black. Add suffix "K" for field or factory tuned option. Add suffix "FT" for telescopic elements option.

Mounting

Yagi Series	Mounting Method	Maximum Mount Pipe Diameter
UHF	MYK1 standard mast mount included with all models, except 12 element yagis MYK2 standard mast mount included with 12 element models	Up to 2" with factory supplied mounts
VHF	MYK1 mast mounting bracket included with 3 element yagis MYK2 mast mounting bracket included with 5 and 6 element yagis	1-5/8" for 3 element yagis with factory supplied mount 2" for 5 and 6 element yagis with factory supplied mount Other mount options available
Lowband	MYK9 mast mounting bracket (included)	2.5" with factory supplied mount Other mount options available
900 MHz	MKY10 or MYK1 mast mounting bracket (included) See Mechanical Specifications	1-5/8"
800 MHz	MKY10 or MYK1 mast mount (included) See Mechanical Specifications	3.5" (MYG8506FE only) 2.5" (All other 800 MHz models)